

QUICKSTART GUIDE



WIRELESS SAFE LISTENING HEADPHONES FOR KIDS


model: KJ45BT

www.MEEaudio.com/KidJamz

MUSIC ENJOYMENT FOR EVERYONE


YOUR KIDJAMZ

Left Earcup



A

Right Earcup



B

C

D

E

F

G

A. USB-C charging port

B. Volume up / skip track button (+)

C. Volume down / previous track button (-)

D. Status indicator light

E. On / off / multifunction button (⏻)


F. 3.5mm audio jack

G. Microphone

GETTING STARTED

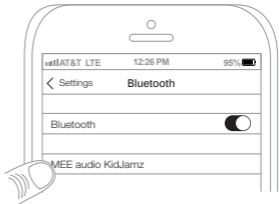
Charge for 2 hours. The indicator will turn blue once fully charged



Press and hold the multifunction () button for approximately 5 seconds until you hear the KidJamz say "Pairing" and the light flashes red and blue.



Select "MEE audio KidJamz" from the Bluetooth menu of your device





[TAP
ALL
THREE] - Volume limiter on / off

Volume Up / Skip Track button (+)

[TAP] - Increase volume
[HOLD 2 sec] - Next track

Volume Down / Previous Track button (-)

[TAP] - Decrease volume
[HOLD 2 sec] - Previous track

Multifunction button (⏻)

[HOLD 2 sec] - Power on
[TAP] - Play / pause / answer / hang up call
[HOLD 5 sec] - Power off

[HOLD 2 sec] - Reject incoming call

[TAP twice] - Siri® / Google Assistant™ / voice command*

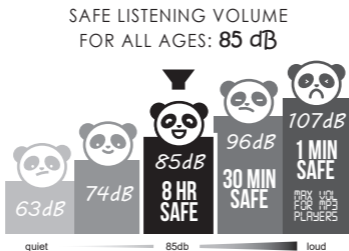
*Not all devices support this functionality.

For more information, refer to the user manual for your device.

ABOUT OUR VOLUME-LIMITING TECHNOLOGY

Regular headphones and earphones can easily exceed safe listening volumes by as much as 30% when used with portable audio devices, and may cause permanent hearing damage with lengthy or repeated exposure. KidJamz headphones utilize an integrated volume limiter to maintain the sound pressure level (SPL) at 85dB as recommended by most medical organizations, protecting young ears and helping create lifelong good listening habits.


Note: 85dB limit is based on average SPL measurement of a typical portable device's audio output (1mW). While the limiter is designed to restrict the volume to a safe level with a typical portable audio device, some high power audio systems may still produce sound levels that are above safe levels for children. It is important for parents and guardians to periodically check children's use of these headphones and ensure that they are being used in a safe and responsible manner.



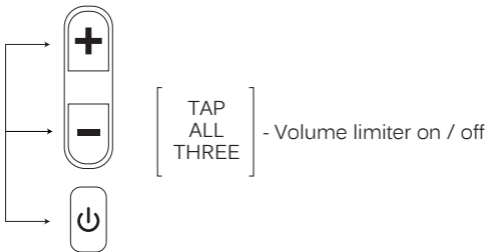
VOLUME LIMITER ON/OFF CONTROLS

KidJamz headphones allow the volume limiter to be disabled in noisy environments.

There are two options: **volume-limited (85dB)** and **unlimited**.

To disable and re-enable the volume limiter, press the , **+** and **-** buttons simultaneously.

Note: Using headphones at higher volume levels for extended periods of time may result in listening fatigue and hearing damage. When using the KidJamz in unlimited mode, set the volume on the media device you are using to the lowest level before connecting the headphones, then gradually raise the volume until an acceptable level is reached. Children should take a 10-minute break every hour of listening in **unlimited** mode and switch back to the **volume-limited** mode when possible.

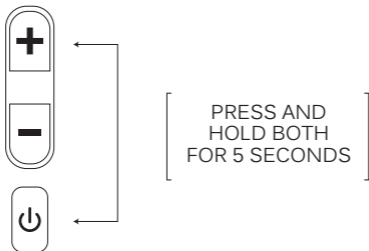


TROUBLESHOOTING

Factory Reset

Press and hold the + and ⏻ buttons for 5 seconds.

All previously paired devices will be cleared from memory and a new pairing will need to be created.



TROUBLESHOOTING (CONTINUED)

Safety and Care

- Clean with a soft cloth, damp with diluted soap water solution if necessary. Do not use chemical cleaners
- The lifetime of the battery will be significantly reduced if your device is not charged for a long time. It is recommended to charge your device at least once a month.
- Do not expose to liquids. If the device comes in contact with liquids, quickly wipe away. If submerged in water, do not power the device on until completely dried.
Note: liquid submersion voids the warranty.

Warranty

MEE audio products purchased from authorized resellers are covered by a 1-year manufacturer warranty. For more information, contact your local MEE audio dealer or visit **MEEaudio.com/support**.

WARNINGS

Choking hazard: small parts. Not for children under 3 years.

Keep the packaging out of the reach of children.

Do not use while driving a car, cycling, operating machinery, or performing other activities that require hearing surrounding sounds.

This device is designed and manufactured to operate within its defined design limits. Misuse may result in electric shock or fire. Read and follow these instructions carefully.

- If submersed in water, do not turn the device on until completely dried. Note: liquid submersion voids the warranty.
- Danger of explosion or fire if batteries are damaged. Keep away from direct sunlight, naked flames, flammable gasses, or heat sources such as radiators or stoves.
- Battery performance will be severely decreased when stored in extreme temperatures: below $-10^{\circ}\text{C}/14^{\circ}\text{F}$ or above $45^{\circ}\text{C}/113^{\circ}\text{F}$ including direct sunlight.
- Do not use around flammable gasses as fire or explosion may occur.
- There are no user replaceable/reparable parts in the device. Disassembling it will void your warranty.
- Only use attachments/accessories specified by the manufacturer.

Changes or modifications to this unit not expressly approved by MEE audio could void the user's authority to operate the equipment.

MEE audio and its logo are registered trademarks of S2E, Inc. All rights reserved.

Siri® is a registered trademarks of Apple Inc.

Android™ is a registered trademark of Google Inc.

QUESTIONS? WE'RE HERE TO HELP!

Phone Support: 626-965-1008
Monday ~ Friday 9:00 am to 5:00 pm PST

Email Support: support@MEEaudio.com
All emails are responded to within 2 business days

